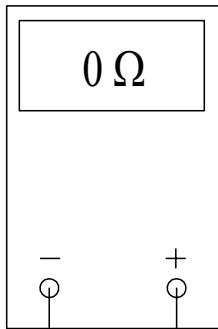
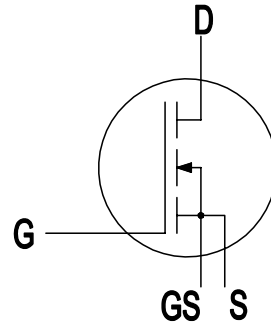
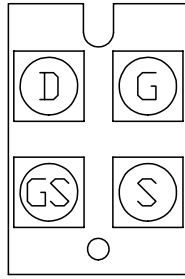
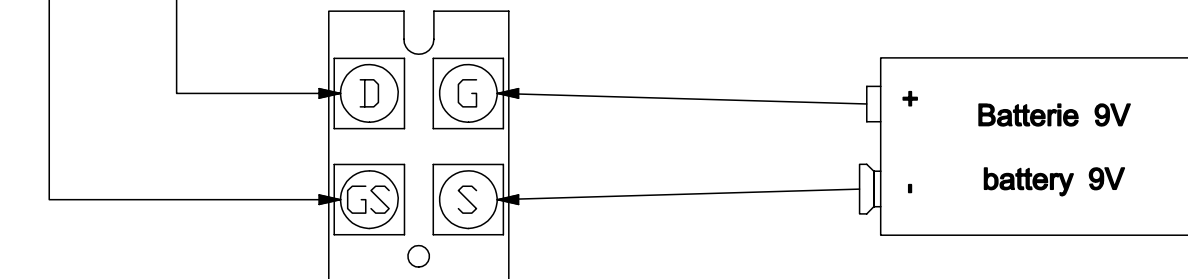


MOSFET - Test



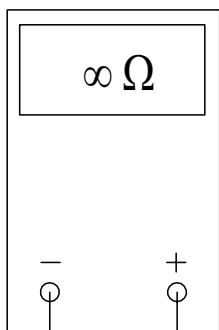
9V Batterie benutzen um die Drain-Source Strecke einzuschalten

use 9V battery to "switch on" the drain - source path



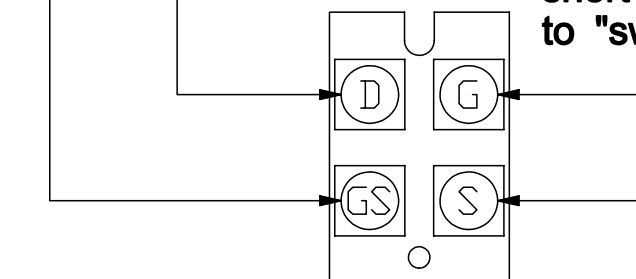
Drain-Source Strecke ist niederohmig

drain-source path is low-resistance



Kurzschluss zwischen Gate und Source um Drain-Source Strecke "auszuschalten"

short circuit between gate and source to "switch off" the drain - source path



Drain-Source Strecke ist hochohmig

drain-source path is high-resistance

MOSFET test pro ATA 350-500 PULS 2 MM016-1					
Vypracoval: Worked out:	DJ 21/1/2010	Přezkoumal: Inspected:	DJ 21/1/2010	Schválil: Approved:	VS 21/1/2010